

VN-1 80



VN 80



Centrifugal fans in plastic casing with fire-retarding damper and air capacity up to 150 m³/h

Application

- Suitable for premises with mono-pipe ventilation system.
- Mounting in kitchens, bathrooms, toilets, storerooms and other household areas.

Design

- For wall surface mounting.
- The front panel and the casing are made of high-quality durable ABS plastic.
- Equipped with the plastic backdraft damper.
- Connected with the main ventilation shaft with a flexible air duct.
- Connecting branch pipe diameter 80 mm.

Motor

- Energy efficient 2- or 3-speed motor on ball bearings with minimum energy demand.
- Automatic maintaining of constant pressure and air flow in the duct.
- For precise characteristics, low noise level and safe operation each turbine is dynamically balanced while assembly.

Modifications and options

VN-1 80 T / VN 80 T – fans with timer.

VN-1 80 TR / VN 80 TR – fans with regulated timer.

VN-1 80 I / VN 80 I – fans with interval switch.

VN-1 80 F / VN 80 F – fans with photosensor.

VN-1 80 H / VN 80 H – fans with humidity sensor.

VN-2 80 – fan with front panel from ground aluminium.

VN-2 80 Chrome – fan with front panel from mirror finish aluminium.

VN-2 80 Gold – fan with front panel from golden mirror finish aluminium.

Control

Speed switch is performed with the external manual switch. P3-1-300 speed switch for the three speed fan models and P2-1-300 for the two speed fan models. The speed switches are not included into the delivery set and are available upon order.

Options for 2 speed fan models



T – timer modification:

The fan is switched on to the maximum speed manually with the external switch, turn-on delay time is 50 seconds. The return to default position is performed with the timer, run-out time is 6 minutes. Continuous low speed operation is possible.



TR – adjustable timer modification:

The fan can be switched to the maximum speed manually with the external switch. Turn-on delay time is set with the internal regulator ranging from 0 to 150 seconds. Run-out time is set with the internal regulator from 2 to 30 minutes. Continuous low speed operation is possible.



I – interval switch modification:

The fan switches periodically to the maximum speed while operation. The switching interval is set by means of the internal regulator ranging between 0.5 and 15 hours. Run-out time is 10 minutes. The fan can be switched manually with the external switch, turn-on delay time is 50 seconds. Continuous low speed operation is possible.



F – built-in photosensor modification:

The fan switches to the maximum speed after turning-on the light in the room, turn-on delay time is 50 seconds. After decrease of illumination level below the set threshold the fan switches to the run-out operation mode with the duration from 2 to 30 minutes set by the internal regulator. Continuous low speed operation is possible.



H – humidity sensor modification:

The fan switches to the maximum speed as relative humidity level in the room increases. It switches off as relative humidity level drops by 10 % below the set level. The humidity threshold is adjusted in the range between 60 % and 90 %. Force switching to the maximum speed is provided, in this case the turn-on delay time is 50 seconds, and the run-out time is set by the internal regulator between 2 and 30 minutes. Continuous low speed operation is possible.

Order code

VN-	front panel	air flow [m ³ /h]	80	extra modifications*	front panel colour
	- grille	- 60/100/150		T	- white
	1 - plastic front cover	A - 35/60		TR	Chrome
	2 - aluminium front panel	B - 35/100		I	Gold
		C - 35/60/100		F	
		D - 60/100		H	

* for 2 speed fan models only

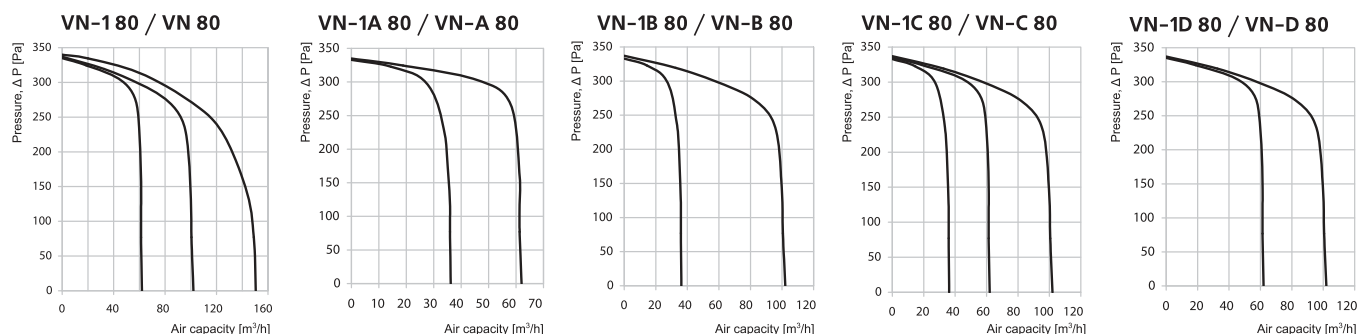
Accessories

Filter Speed switch Door grille Thermovent Clamps



Accessories description and list see on p. 24

Aerodynamic characteristics



The abrupt curves show high pressure performance of VNV fans and constant air flow while operation of many fans integrated into single ventilation shaft:

- available pressure up to 270 Pa at 35 m³/h;
- available pressure up to 260 Pa at 60 m³/h;
- available pressure up to 220 Pa at 100 m³/h.

Technical characteristics

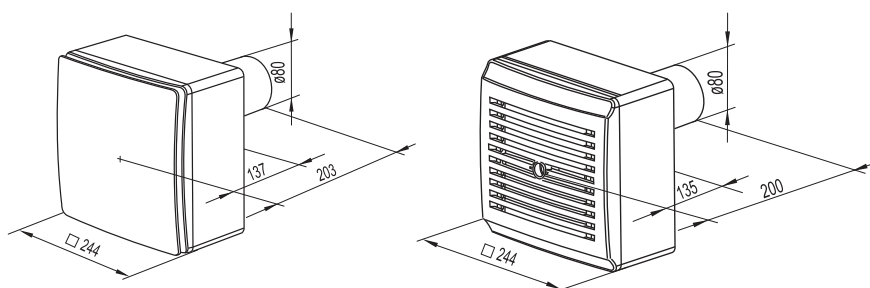
Model	VN-180 VN 80	VN-1A 80 VN-A 80	VN-1B 80 VN-B 80	VN-1C 80 VN-C 80	VN-1D 80 VN-D 80
Number of speeds	3	2	2	3	2
Voltage 50 Hz [V]	220-240	220-240	220-240	220-240	220-240
Power consumption [W]	17/27/48	12/17	12/27	12/17/27	17/27
Current [A]	0,14/0,18/0,21	0,12/0,14	0,12/0,18	0,12/0,14/0,18	0,14/0,18
Connection to power supply network [mm²]	4x1,5	3x1,5	3x1,5	4x1,5	3x1,5
Maximum air flow [m³/h]	63/102/150	35/63	35/102	35/63/102	63/102
Rotation speed [min⁻¹]	1350/1830/2640	890/1350	890/1830	890/1350/1830	1350/1830
Sound pressure level at 3 m distance [dBA]	30/35,2/43,7	26,6/30	26,6/35,2	26,6/30/35,2	30/35,2
Maximum operating temperature [°C]	50	50	50	50	50

Front panel modifications*




* For fan VN-180 and its modifications only.

Overall dimensions



Mounting example



Certificates



The fans meet safety norms and standards and electromagnetic compatibility directives.